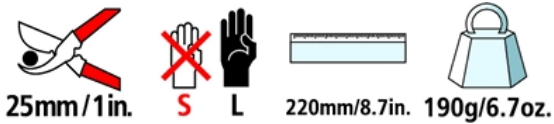


FELCO 160L - Green

Pruning shear - Model for large hands

Made in Switzerland by FELCO, US: PATENT NO US D584,121 S, AU and CN: PATENTED



- > **Reliable:** incredibly light, hardwearing and comfortable handles made of very high-resistance composite fibre / blade and anvil blade made of high-quality hardened steel / clean and precise cut / all parts suffering wear and tear are replaceable
- > **Efficient:** very easy, durable cutting adjustment
- > **Ergonomic:** hand and wrist protection are provided by the ideal shape of the handles / pleasant feel

RECOMMENDED FOR

Our recommendation (★ = Recommended, ★★ = Strongly recommended, ★★★ = Best fit)


Viticulture	★ ★ ★
Arboriculture	★ ★ ★
Horticulture	★ ★ ★
Parks and Gardens	★ ★ ★
Nursery	★ ★ ★
Small hand	★ ★ ★
Medium hand	★ ★ ★
Large hand	★ ★ ★
Left-handed	★ ★ ★

THE POINTS OF EXCELLENCE



Composite material handles

Glass fiber reinforced high-resistance polymers.



Angled cutting head

Inclined cutting head to reduce the risk of muscular-skeletal injuries and to maximise user comfort.

ACCESSORIES



FELCO 902
Sharpening tool
Sharpening stone



FELCO 903
Sharpening tool
Sharpener



FELCO 910
Holster
Leather - With belt loop and clip



FELCO 912
Holster
Leather - With belt clip

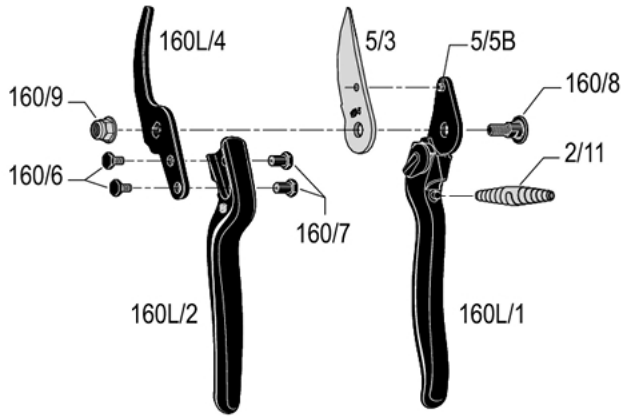




















FELCO 980
Maintenance product
Spray






FELCO 990
Maintenance product
Grease

SPARE PARTS



FELCO	REF.	Designation	Composition	UCC Barcode
	5/3	Blade	1x 5/3	
	160L/4	Anvil-blade with screws and nuts	1x 160L/4 + 2x 160/6 + 2x 160/7	
	2/91	Kit	2x 2/11	
	160/94	Kit	1x 160/9 + 1x 160/8	
	160L/1	Handle without blade	1x 160L/1 + 1x 5/5B	
	160L/2	Handle without anvil-blade	1x 160L/2	
	5/5B	Rivet for blade	1x 5/5B	
	160/6	Screw for anvil-blade	1x 160/6	
	160/7	Nut for anvil-blade	1x 160/7	

	160/8	Bolt	1x 160/8	 7 83929 40142 3
	160/9	Nut	1x 160/9	 7 83929 40143 0
	2/11	White spring	1x 2/11	 7 83929 40152 2

MAINTENANCE



Cleaning

It is advisable to clean your tool after each use.

If your tool is particularly dirty or subject to rusting after exposure to moisture, do not delay cleaning.



Oiling

After cleaning, it is advisable to oil the tool so as to protect it from corrosion. The oil will also unjam the tool.



Sharpening

It is advisable to sharpen your tool at least once a day, but if you feel that your tool is not cutting as well as usual, sharpen it right away!



Dismantling

It is advisable to dismantle your tool on a regular basis, but at the very latest when it appears to be jammed.

PARTS REPLACEMENT



Changing the blade

When the blade and the anvil-blade no longer cross, or when the blade is badly damaged, it is advisable to change it.

Regulate the working of the blade and anvil-blade by adjusting the tightening of the nut. The blade should rub against the anvil-blade over 2/3 of its length.



Changing the anvil-blade

When the blade and anvil-blade no longer cross and the anvil-blade is badly damaged, it is advisable to change it.